



12 Broadridge Lane
Lutherville, MD 21093
410-252-8717
Fax: 410-560-0067
www.artsonstage.org

Thank you for downloading the Study Guide to go along with the performance presented by Arts On Stage. The last page of this Study Guide is a **Letter to Families** for you to send home with the child that includes information on what they saw to encourage parents to ask their child about the field trip.

Please direct any questions or correspondence (letters to performers from staff and/or students) to Arts On Stage. Make sure you note what performance and we will make sure they get into the right hands.

Contact Information:

email: info@artsonstage.org

phone: 410-252-8717

fax: 410-560-0067

mail: 12 Broadridge Lane, Lutherville, MD 21093

Presenting Live Professional Theatre Field Trips for Students & Families

ABOUT THE PERFORMANCE

Two of your favorite stories, *Caps for Sale* and *The Three Billy Goats Gruff*, come to life onstage with all kinds of puppets, some of them larger-than-life! Help the peddler find his caps, and help big Billy Goat Gruff find his brothers. Watch the characters sing and dance their way out of trouble and into a world of happy endings.

When plays or movies are adapted from books or stories, the playwright often makes some changes. Read the stories in class before you see the play. Be alert for changes and twists to the original. Which versions do you like best?

MONKEY TALE WITH A TWIST

At the end of the puppet show version of *Caps for Sale*, the monkeys steal all the tinsmith's pots, the fishmonger's fish, and the flower lady's flowers. By the time the cap peddler arrives on the scene, the other sellers think he must be the thief, just because he is new in town. What do you think about the way the playwright changed the story?

WHO SAYS WHAT?

Draw a line to match the text in the bubbles to the correct character.



Who's that tripping over my bridge?

Trip Trap Trip Trap

You better give me back my caps!

Tsz, tsz, tsz



RHYME TIME

Circle all the words that rhyme with **CAP**.

ZAP SAP MAP TAP TOP TIP
POP MOP SNAP SIP SLAP UP
GAP HOP HIP LAP NAP RAP

A DIFFERENT POINT OF VIEW

In this version of *The Three Billy Goats Gruff*, the Ogre serenades us on his guitar, making us feel a little sorry for him:

*Everybody wants to blame me,
But I'm an Ogre through and through;
No one really knows me
It's in my nature to spit and chew.*

*Lunching on snakes and rats,
Roaches and frogs and bats
Try the patience of a self-respecting Ogre.*

*What I crave to bake
Is a chocolate goat steak—
Tummy full till the week is over.*

*Everybody wants to blame me,
But I'm an Ogre through and through,
So don't try to change me
Because I'm hungry—just like you!*

If you were the Ogre, how would you feel about the goats trip-trapping over your bridge?

Write three reasons, from the Ogre's point of view, why you should stop the goats from crossing—and why you might even want to eat them!

Has someone or something ever bothered you so much, just thinking about it got you mad? How did you express your feelings?


PUT ON YOUR THINKING CAP

On the lines inside the peddler's cap, write words that describe:

- ◆ the cap peddler
- ▼ what the other sellers think about him, and
- what he feels about and says to the monkeys.

Looking at your thinking cap, answer these questions:

1. How do the cap peddler's feelings change during the play?
2. How do the feelings of the other sellers change toward the cap peddler during the play?

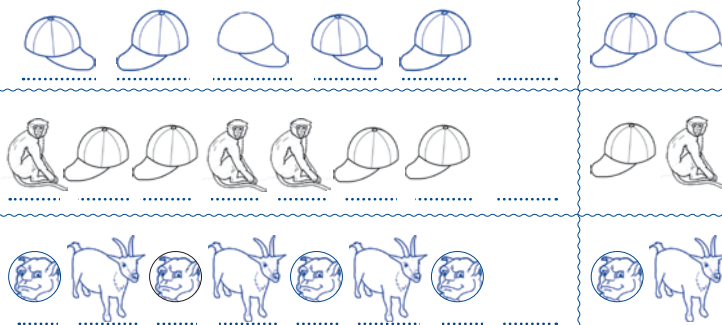


1.
2.

PATTERNS

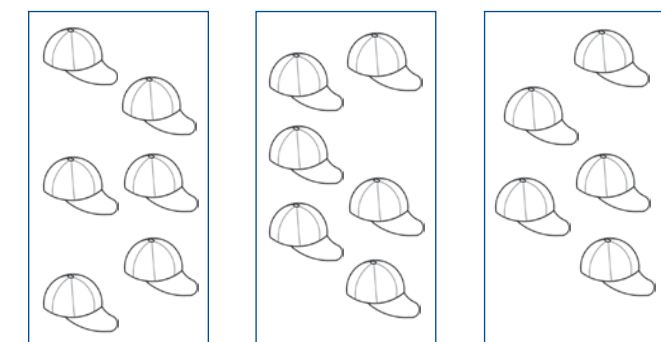
Which object comes next in each pattern?

Circle the answer.



COUNT THE CAPS

Which two boxes have the same **NUMBER** of caps? Circle the boxes.



TAKE IT HOME PARENT AND KID CORNER

MONKEY SEE, MONKEY DO

MAKING MONKEY PUPPETS

Make simple monkey finger puppets with things you have around the house.

What you need: An old glove, scissors, glue, assorted scraps of colored felt and yarn, a fine-tip Sharpie pen, and Velcro (sticky-back).

5 STEPS FOR 5 FINGER PUPPETS!

- 1 Ask an adult to cut the fingers from the glove. These are your five monkey "bodies."
- 2 Cut five little oval or pear-shaped pieces of felt from your felt scraps. Each piece will be a monkey's face.
- 3 Glue each piece of felt to the finger-pad of each monkey body and use the Sharpie to draw a face on the felt.



- 4 Glue on a yarn tail. Let dry.
- 5 With your extra felt scraps, make little caps of different colors. If you want to get them to magically "stick," put a little piece of sticky Velcro on each monkey head with the corresponding piece on the bottom of each cap. Be sure that the glue is really dry before you play with the hats, or the Velcro will come off, spoiling your fun.

Position each monkey on your fingers and practice moving them with a simple finger play such as:

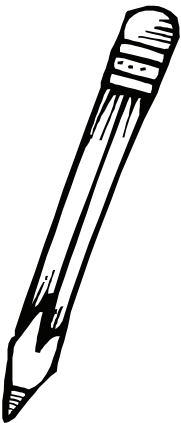
*Five little monkeys jumping on the bed
One fell off and bumped his head
Mama called the doctor and the doctor said,
"No more monkeys jumping on the bed!"*

Dear Family,

Today, I saw a live, professional theatre performance presented by Arts On Stage called, Caps for Sale & Three Billy Goats Gruff. The play was a fun-filled musical that brought two favorite stories to life on stage. There were all kinds of puppets, some of them larger than life! We helped the peddler find his caps and we helped big Billy Goat Gruff find his brothers. Attending a live performance is very different from watching a television show or a movie. Please ask me about my favorite characters and parts of the play. I would like to tell you all the things I learned and remember best.

Love,

Child's Name



We welcome you and/or your child's comments. Artwork is always appreciated too! Contact information below.



info@ArtsOnStage.org



www.ArtsOnStage.org



410-252-8717



Mail: Arts On Stage, Attn: Jamie Papas, 12 Broadridge Lane, Lutherville, MD 21093